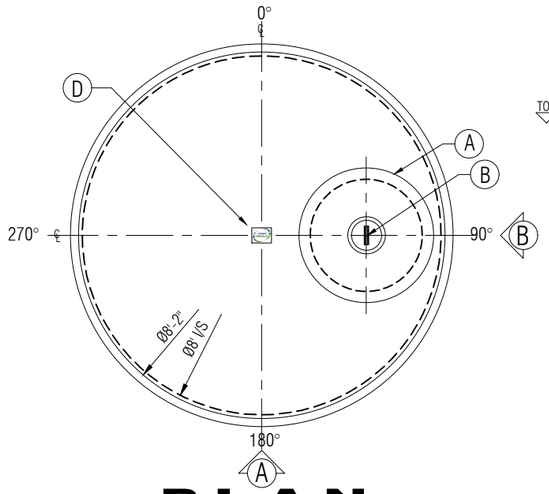

PLAN

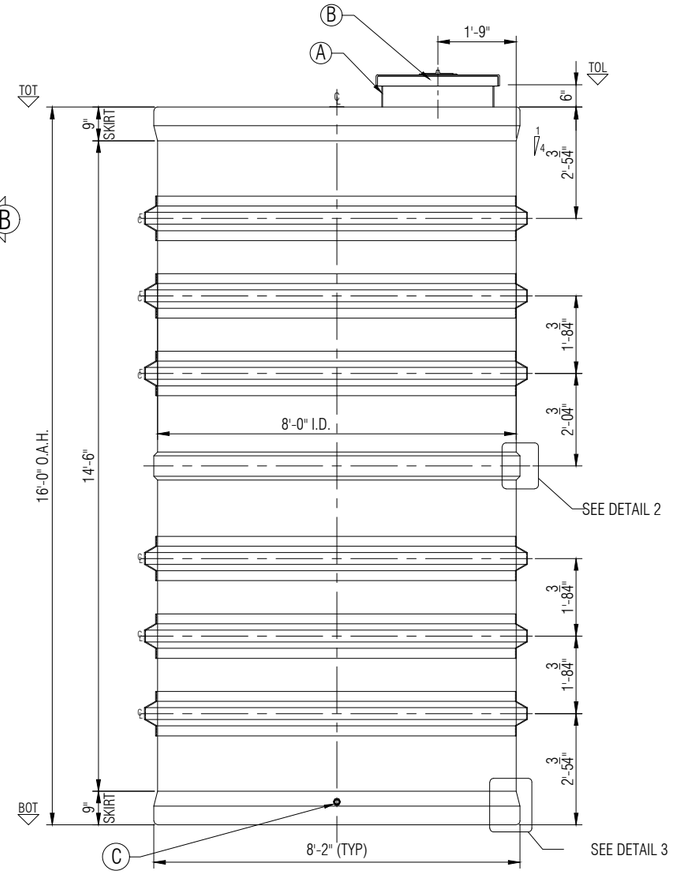

ELEVATION A

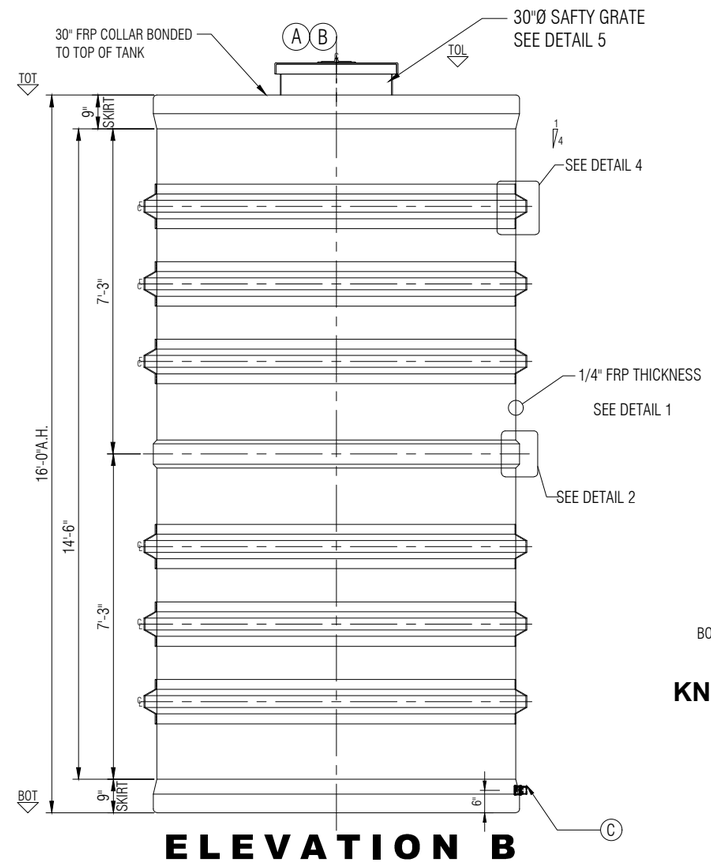

ELEVATION B

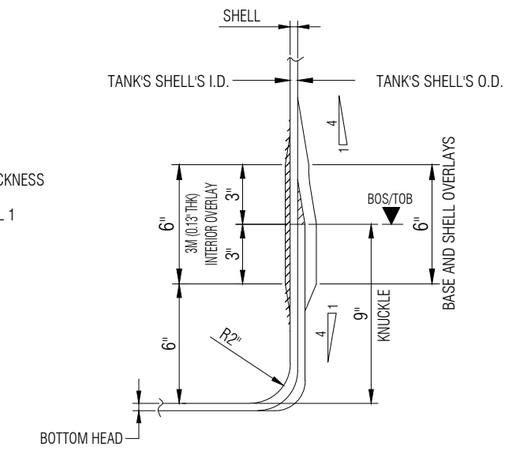

KNUCKLE/BASE/TOP/SHELL DETAIL 3

N T S

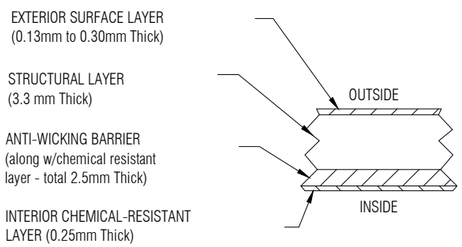

LAMINATE DETAIL 1

N T S

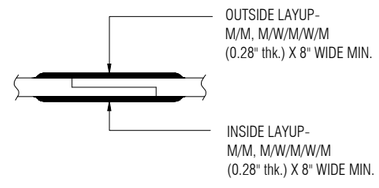

TYPICAL BODY JOINT DETAIL 2

N T S

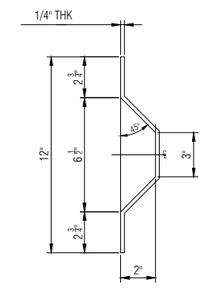

SHELL RIB DETAIL 4

N T S

LEGEND:
TOT - TOP OF TANK
TOL - TOP OF LID
TOF - TOP OF FLANGE
BOT - BOTTOM OF TANK
O.A.H.-OVERALL HEIGHT
O.A.L.-OVERALL LENGTH
I/S - INSIDE
O/S - OUTSIDE
Ø - DIAMETER
° - DEGREE/S
TYP- TYPICAL
℄ - CENTER LINE
NTS - NOT TO SCALE

GENERAL NOTES

- CSA ANSI / NSF 61 CERTIFIED FRP POTABLE WATER TANK.
- ONE PIECE TANK.
- ALL DRILLED HOLES FLANGES TO BE COATED WITH RESIN.
- DIMENSIONS SHOWN IN FEET INCHES FORMAT OTHERWISE NOTED.
- 1/2" FABRICATION TOLERANCE. DOES NOT APPLY TO LAMINATE THICKNESS.

ITEM#	QTY	PART LIST	DESCRIPTION
A	1	30" Ø FRP COLLAR	30"Ø FRP MANWAY
B	1	30" Ø VENTED POLY LID W/ 8"D POLY SCREW OUT INSERT	FRP LID
C	1	2" BULK HEAD	OUTLET
D	1	NAMEPLATE	
E			
F			
G			

WEIGHT:	998KG (2,200LBS.)	DRAWN:	EA/ATF
WORKING CAPACITY:	N/A	CHECKED:	MPS
OVERALL CAPACITY:	22,730L (5,000 IG/6,000 USG)	DATE:	AUG. 22,2026
		DESIGNED:	FRP
		APPROVED:	MPS
		MFG.:	TS
		QA:	BR
		SALES:	DG

CLIENT: FRP/MOCOAT FIBERGLASS LTD.

TITLE: **AGW5000-L FRP POTABLE WATER TANK**

FRPMOCOAT
FIBERGLASS LTD.

SIZE:	DRAWING NUMBER:		REVISION:
B	AGW5000- L		0
SCALE: 1:40	EST#:	SO#:	SHEET: 1/1
	PO#:	JOB#:	

AGW5000-L FRP POTABLE WATER TANK