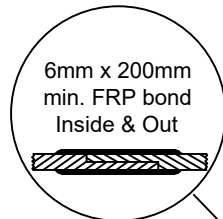
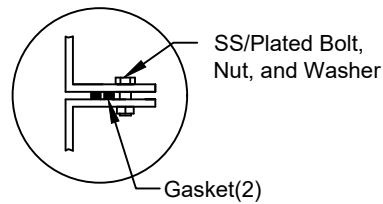


FLANGE CONNECTION DETAIL



SECTION-JOINT DETAIL

30"D Cap Lid w/8"D Poly screwout insert

Optional Manway:
762 mm (30") dia. X
305, 762, 1524 or 2134 mm
(12, 30, 60 or 84") height

Flanged Manway is Bolted to Collar

762mm (30") dia. Collar Bonded to Tank

2"D Outlet

Lift Lug

45"

Structural Ribs

Various fittings available including bulkhead fittings, pipe, flanged fittings, vents, etc. at extra cost.

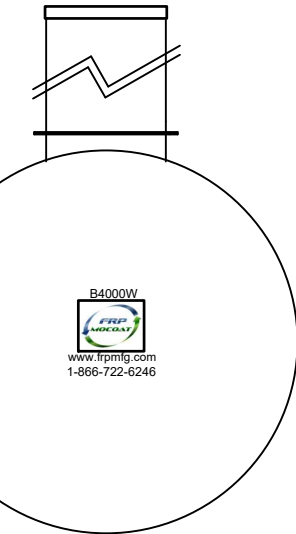
Accessories available such as pump stand, 2nd manway, ladder, lock bar for lid, etc. at extra cost.

8'-6"
[2591mm]

93.00"
[2362mm]

15'-6"
[4721mm]

93.00"
[2362mm]



Specifications

Total Cylinder Thickness	0.375"
Total End Cap Thickness	0.475"
Inlet Height (C.L.)	N/A
Outlet Height (C.L.)	48"
Inlet Diameter	N/A
Outlet Diameter	2"
Rib Dimension (C to C)	17.25"
Rib Overlay Thickness	0.250"
Layers of Woven (Rib)	1



Website: www.frpmfg.com
Toll Free: 1-866-722-6246

B4000W FIBREGLASS WATER CISTERN

Overall Length:	Approx. 4,724mm (15'6")
Overall Weight:	Approx. 771 kg (1,700 lbs)
Overall Capacity:	Approx. 18,262L (4,016 Imp Gal, 4,819 US Gal)

DATE: 07-07-2022	DWG SCALE:
BY: MPS	REV: 4
BURIAL DEPTH: UP TO 7'	
APPROVAL:	



Drinking Water
NSF/ANSI 61