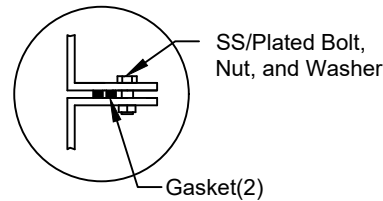
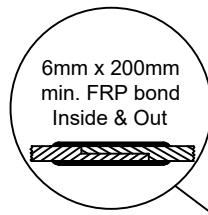


FLANGE CONNECTION DETAIL

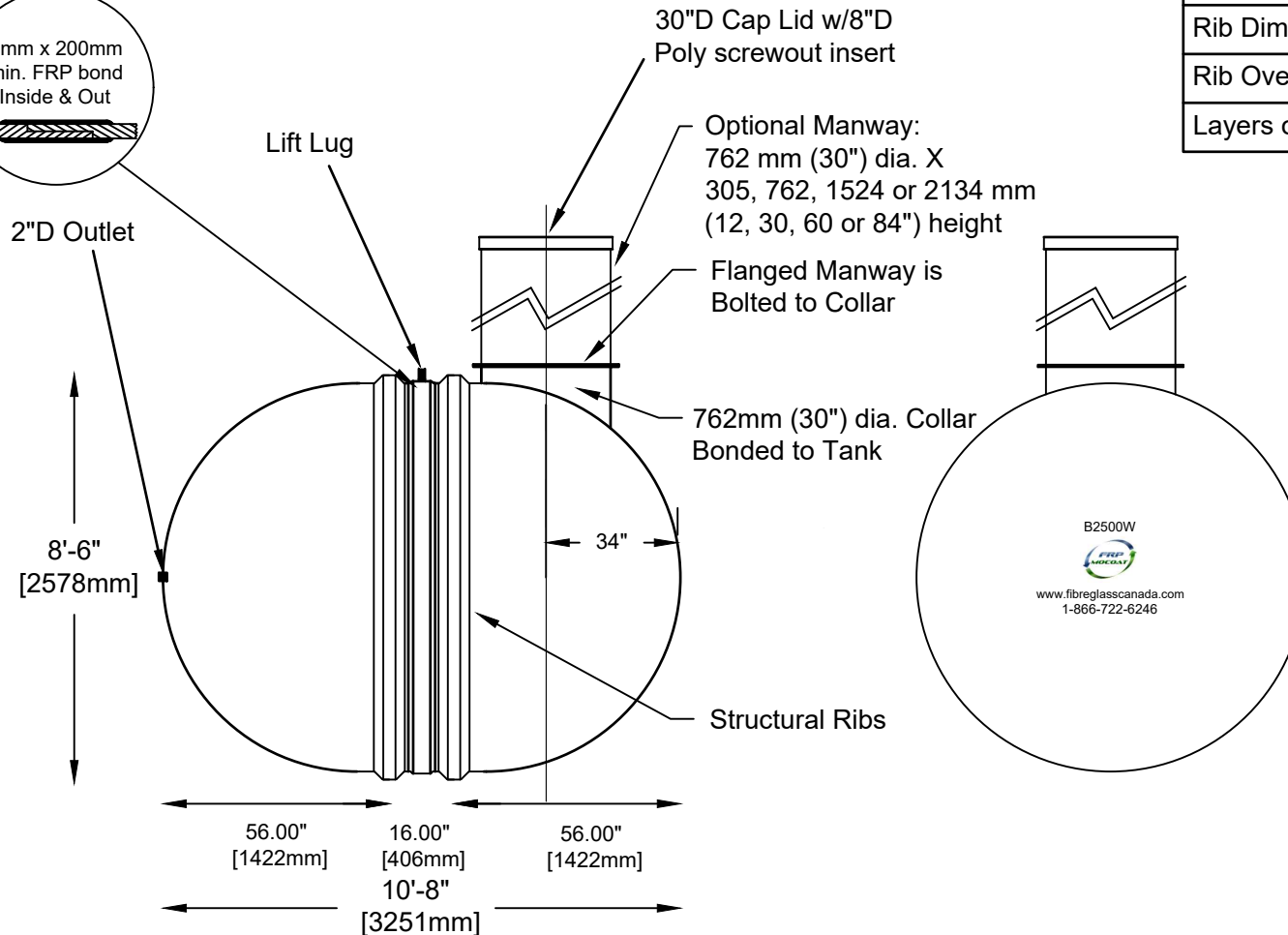


SECTION-JOINT DETAIL



Various fittings available including bulkhead fittings, pipe, flanged fittings, vents, etc. at extra cost.

Accessories available such as pump stand, divider wall(s), 2nd manway, lock bar for lid, etc. at extra cost.



## Specifications

Total Cylinder Thickness	0.375"
Total End Cap Thickness	0.475"
Inlet Height (C.L.)	N/A
Outlet Height (C.L.)	48"
Inlet Diameter	N/A
Outlet Diameter	2"
Rib Dimension (C to C)	17.25"
Rib Overlay Thickness	0.250"
Layers of Woven (Rib)	1



Website: [www.frpmfg.com](http://www.frpmfg.com)  
Toll Free: 1-866-722-6246

### B2500W FIBREGLASS WATER CISTERN

Overall Length:	Approx. 3,251mm (10' 8")
Overall Weight:	Approx. 544 kg (1,200 lbs)
Overall Capacity:	Approx. 11,365L (2,500 Imp Gal, 3,000 US Gal)

DATE: 07-07-2022

DWG SCALE:

BY: MPS

REV: 4

BURIAL DEPTH: UP TO 7'

APPROVAL:



Drinking Water  
NSF/ANSI 61