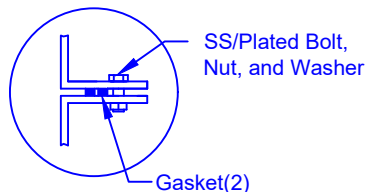


FLANGE CONNECTION DETAIL



SECTION-JOINT DETAIL



Optional Manway:
762 mm (30") dia. X
914 mm (36") height

30"D Cap Lid w/8"D
Poly screwout insert

Flanged Manway is
Bolted to Collar

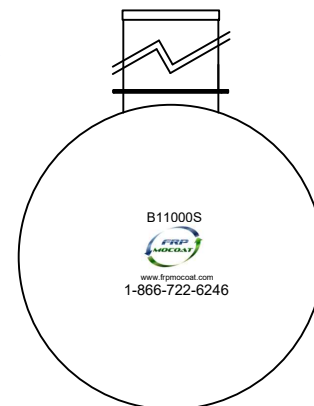
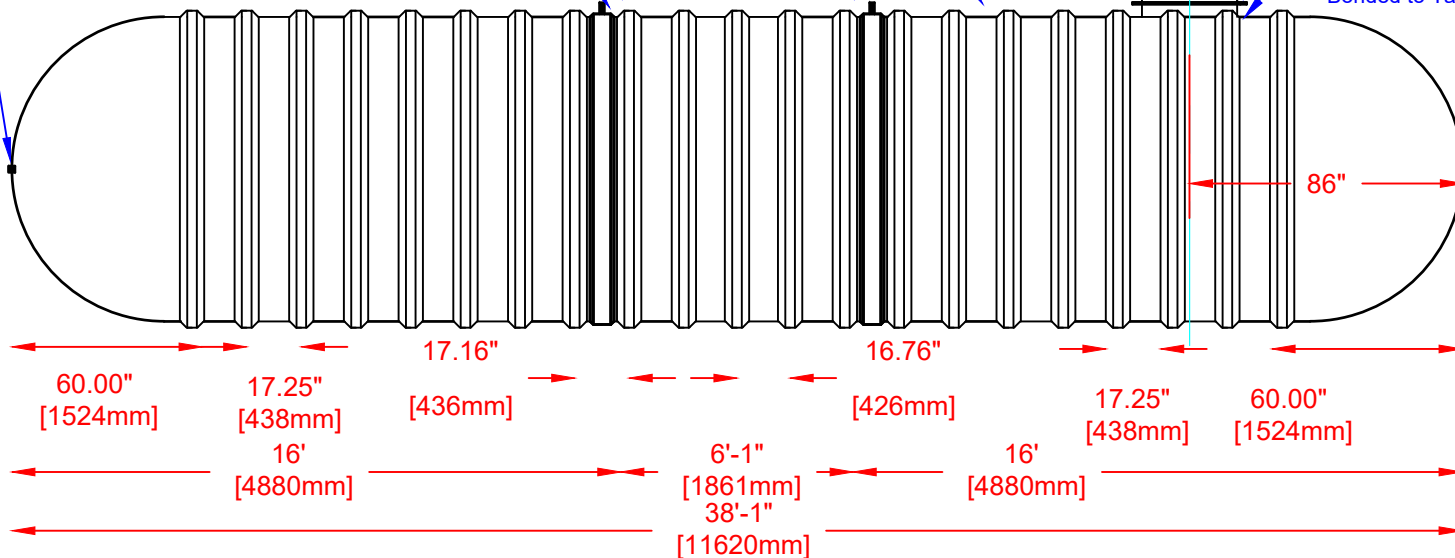
762mm (30") dia. Collar
Bonded to Tank

Structural Ribs

Lift Lug

2"D Outlet

Dia. 8'-6"
[2582mm]



Specifications

Total Cylinder Thickness	0.500"	Liquid Depth (holding tank)	88"
Total End Cap Thickness	0.645"	Septic Chamber Depth	N/A
Inlet Height (C.L.)	90"	Effluent Chamber Depth	N/A
Outlet Height (C.L.)	N/A	Chamber Wall dimensions	
Inlet Diameter	4"	Height:	N/A
Outlet Diameter	N/A	Thickness:	N/A
Rib Dimension (C to C)	17.25"	Opening Diameter:	N/A
Rib Overlay Thickness	0.250"	Layers of Woven (Rib)	1



Website: www.frpmocoat.com
Toll Free: 1-866-722-6246

B11000S FIBREGLASS SEWAGE HOLDING TANK

Overall Length:	Approx. 11,620mm (38'1")	DATE: 04-22-2022	REV: 4
Overall Weight:	Approx. 2,472 kg (5,450 lbs)	BY: MPS	
Working Capacity:	Approx. 48,550L (10,680 Imp Gal, 12,816 US Gal)	BURIAL DEPTH: UP TO 7'	
Overall Capacity:	Approx. 50,394L (11,084 Imp Gal, 13,300 US Gal)	DATE:	
		APPROVAL:	

