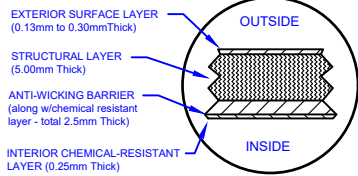
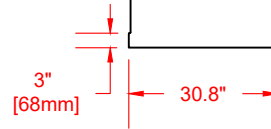


LAMINATE DETAIL



BELL RISER (30" ht. shown)



SECTION-JOINT DETAIL

Specifications

Cylinder Thickness	0.300"	Liquid Depth (holding tank)	N/A
End Cap Thickness	0.300"	Septic Chamber Depth	49"
Inlet Height (C.L.)	56"	Effluent Chamber Depth	49"
Outlet Height (C.L.)	30"	Chamber Wall dimensions	
Inlet Diameter	4"	Height:	60"
Outlet Diameter (Not installed)	2"	Thickness:	0.66"
Rib Dimension (C to C)	16.5"	Opening Diameter:	4"

30"D Cap Lid

30"D x 30"H
manway bonded
directly to tank

Divider
Wall

Structural Rib

Liquid Level

4" PVC-DWW
Inlet

31"
[787mm]

33"
[838mm]

4"
[102mm]

5'
[1532mm]
i.d.

5'-6"
[1682mm]
o.d.

49"

38"
[975mm]

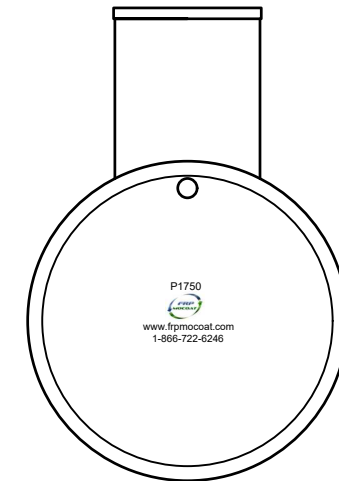
16.5"
[419mm]

38"
[975mm]

Septic Chamber

66"
[1676mm]

16'
[4877mm]



Website: www.frpmocoat.com
Toll Free: 1-866-722-6246

P1750-BONDED FIBREGLOSS PUMPOUT TANK

Overall Length:	Approx. 4,877mm (16')
Overall Weight:	Approx. 454 kg (1,000 lbs)
Septic Chamber:	Approx. 6,070L (1,335 Imp Gal, 1,602 US Gal)
Effluent Chamber:	Approx. 963L (212 Imp Gal, 254 US Gal)
Overall Capacity:	Approx. 7,955L (1,750 Imp Gal, 2,100 US Gal)

DATE: 02-14-2022

BY: MPS

BURIAL DEPTH: 7 Ft

REV: 1

APPROVAL:

DATE:

