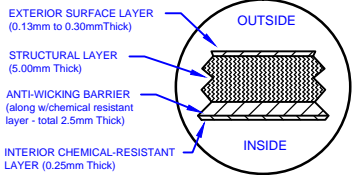
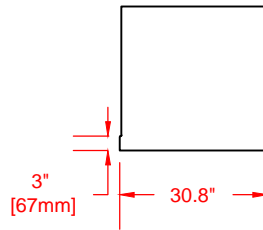


LAMINATE DETAIL



BELL RISER
(30" ht. shown)



SECTION-JOINT
DETAIL

Specifications

Cylinder Thickness	0.300"	Liquid Depth (holding tank)	N/A
End Cap Thickness	0.300"	Septic Chamber Depth	49"
Inlet Height (C.L.)	56"	Effluent Chamber Depth	49"
Outlet Height (C.L.)	30"	Chamber Wall dimensions	
Inlet Diameter	4"	Height:	60"
Outlet Diameter	2"	Thickness:	0.66"
Rib Dimension (C to C)	16.5"	Opening Diameter:	4"

30"D Cap Lid

30"D x 30"H manway bonded directly to tank

Divider Wall

Structural Rib

Std 4" PVC-DWV 90°inlet

Liquid Level

31" [787mm]

4" [102mm]

2" PVC-DWV Siphon

5' [1520mm] i.d.

5'-6" [1676mm] o.d.

33" [838mm]

49"

Pump/Effluent Chamber

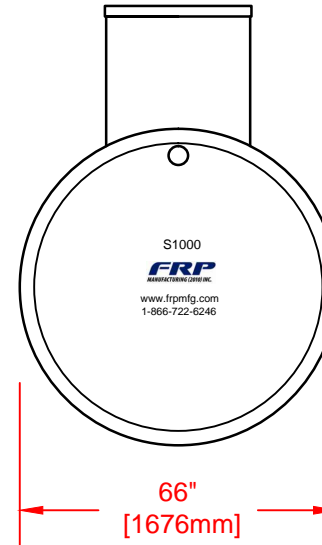
34" [870mm]

16.5" [419mm]

34" [870mm]

Septic Chamber

10' [3048mm]



FRP
MANUFACTURING (2010) INC.

Website: www.frpmfg.com
Toll Free: 1-866-722-6246

S1000-BONDED FIBREGLASS SIPHON TANK

Overall Length:	Approx. 3,048mm (10')
Overall Weight:	Approx. 306 kg (675 lbs)
Septic Chamber:	Approx. 3,159L (695 Imp Gal, 834 US Gal)
Effluent Chamber:	Approx. 963L (212 Imp Gal, 254 US Gal)
Overall Capacity:	Approx. 4,546L (1,000 Imp Gal, 1,200 US Gal)

DATE: 01-07-2014

BY: MPS

BURIAL DEPTH: 7 Ft

REV: 1

APPROVAL:

DATE:

