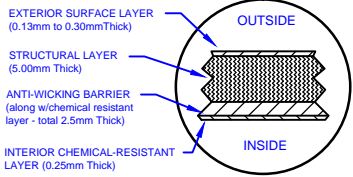
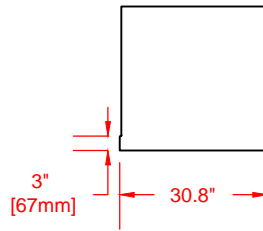


LAMINATE DETAIL



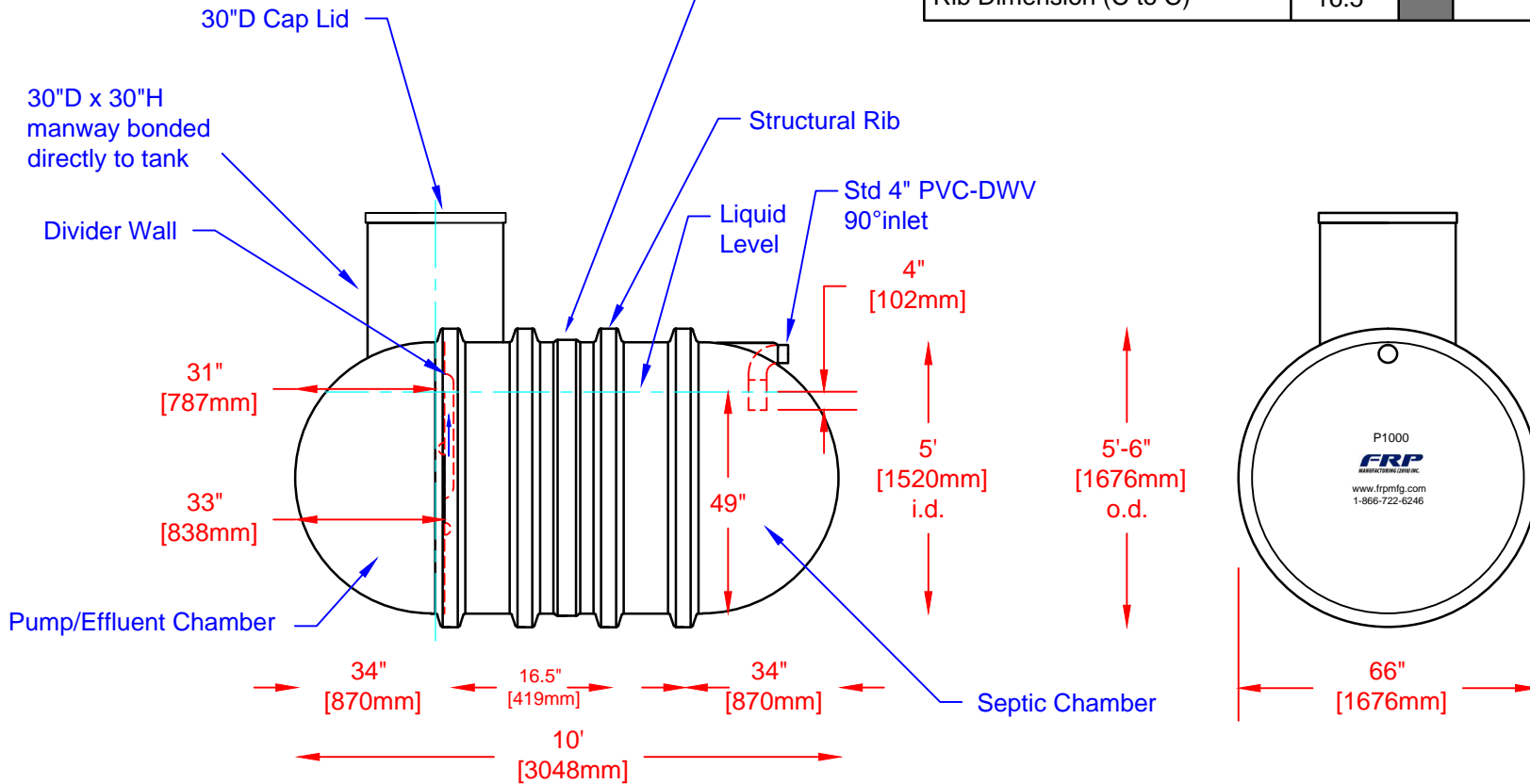
BELL RISER (30" ht. shown)



SECTION-JOINT DETAIL

Specifications

Cylinder Thickness	0.300"	Liquid Depth (holding tank)	N/A
End Cap Thickness	0.300"	Septic Chamber Depth	49"
Inlet Height (C.L.)	56"	Effluent Chamber Depth	49"
Outlet Height (C.L.)	30"	Chamber Wall dimensions	
Inlet Diameter	4"	Height:	60"
Outlet Diameter (Not installed)	2"	Thickness:	0.66"
Rib Dimension (C to C)	16.5"	Opening Diameter:	4"



Website: www.frpmfg.com
Toll Free: 1-866-722-6246

P1000-BONDED FIBREGLASS PUMPOUT TANK

Overall Length:	Approx. 3,048mm (10')	DATE: 01-07-2014
Overall Weight:	Approx. 306 kg (675 lbs)	BY: MPS
Septic Chamber:	Approx. 3,159L (695 Imp Gal, 834 US Gal)	BURIAL DEPTH: 7 Ft
Effluent Chamber:	Approx. 965L (212 Imp Gal, 254 US Gal)	REV: 1
Overall Capacity:	Approx. 4,546L (1,000 Imp Gal, 1,200 US Gal)	APPROVAL:
		DATE:

